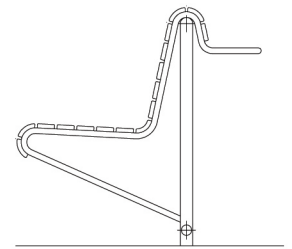
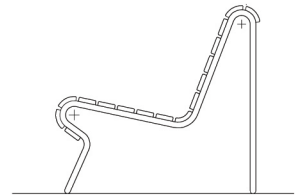


## Portami

Design: Stefan Stauffacher, Marcel Delavy, Barbara Etter / HGK Zurich (Modèle Déposé)



**Portami combines the idea of a classic park bench with the flexibility of an individual seat.**

**A permanently installed bar supports a twin-seat element and two loosely installed single-seat elements. The latter can be relocated by users as required, or removed and used as freestanding seats.**

### Construction

- Hot-dip galvanized steel frame
- Untreated larch seat slats

A PORTAMI bench can also be fitted with two permanently installed twin elements. The seat is also available as an individual model.

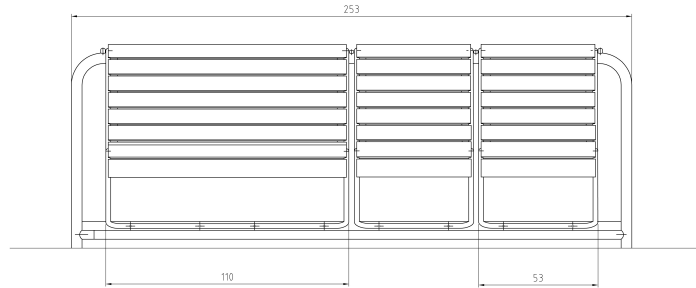
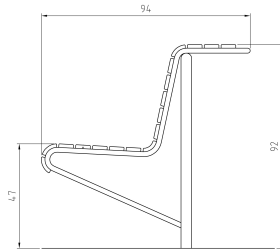
Other types of wood or colours available on request.

### Models

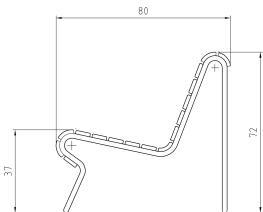
Portami steel supporting frame with permanently installed twin-seat bench and two loosely installed seats. Seats are also available individually.

Technical data overleaf.  
Prices available on request.

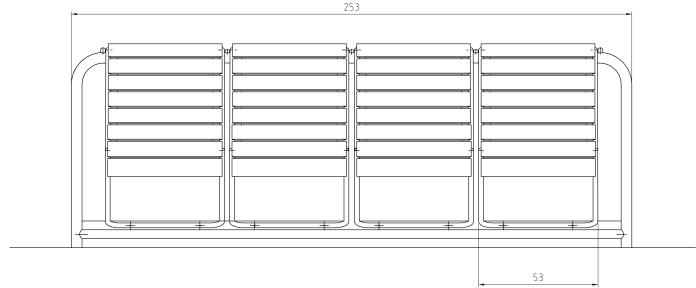
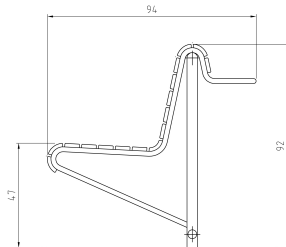
**1**



**2**



**3**



**Portami bench with additional loose seats**

Steel supporting frame with permanently installed twin-seat bench and two loosely installed seats.  
- Length: 2.53 m  
- Weight: 98 kg

**Seat slats:**

- Untreated larch

Other types of wood or colours available on request.

**Installation**

- Steel supporting frame concreted into a cement pipe  
- On a finished surface with baseplates