

Landi Double Benches

The model range for a variety of public spaces



The Landi double benches were designed for the Oerlikerpark. The objective of this development was the transformation of an industrial area into a residential area. The park is designed for a wide variety of uses and all areas can be accessed freely.

The Landi double benches are a perfect fit for the overall surroundings.

The Landi Double Bench model range encompasses five different models:

- without backrest
- with low backrest
- with medium-height backrest
- with high backrest
- with pivoted backrest

The models with backrest provide shelter from the wind and offer a sense of security as well as a measure of privacy.

Version:

- Galvanized tubular steel frame
- Stainless steel bolts
- Solid wood seat slats
 - Natural larch
 - ARBODUR® (Thermo Ash finish)
 - NATWOOD® (Thermo Ash finish)
 - Natural Robinia
 - Fir green-grey or painted red

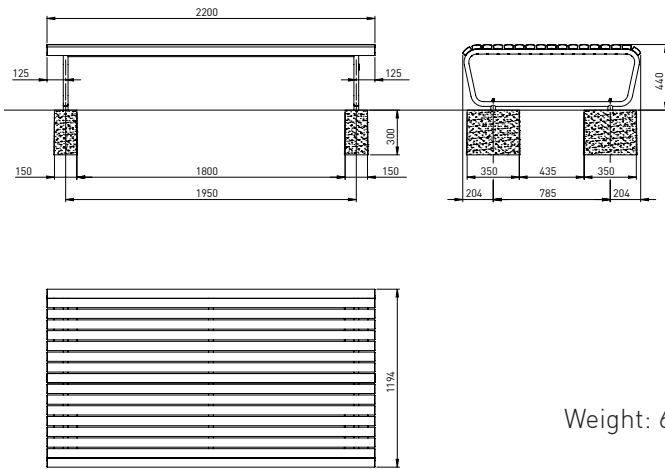
Other colours on request

Installation

- freestanding
- dowelled onto solid flooring
- concrete foundations for ground installation
- with adapters for discrete installation

See overleaf for technical specifications

1 Landi Double Bench without backrest

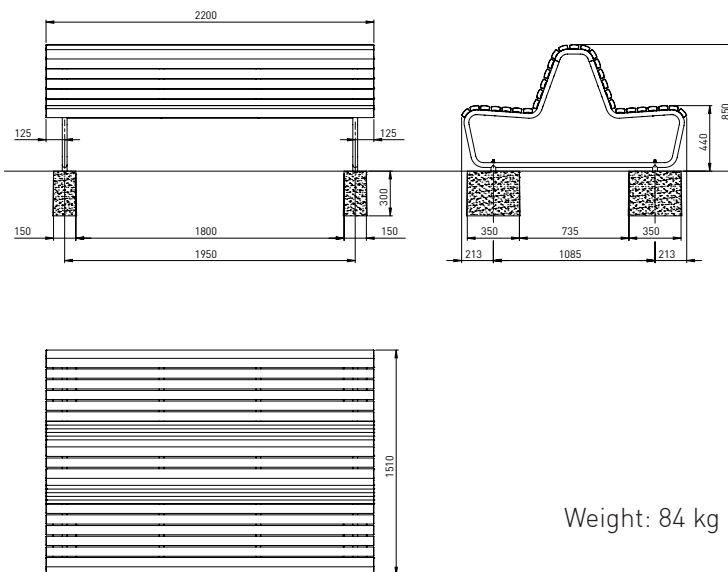


Weight: 61 kg

Item number	Seating surface material
-------------	--------------------------

AMBAN1000.2623	Natural larch
AMBAN1000.2629	NATWOOD®
AMBAN1000.2621	Natural Robinia
AMBAN1000.2609	Fir painted (RAL/NCS)
AMBAN1000.2627	Fir green-grey painted
AMBAN1000.2625	Fir red painted
AMBAN1000.2691	ARBODUR®

2 Landi Double Bench with low backrest

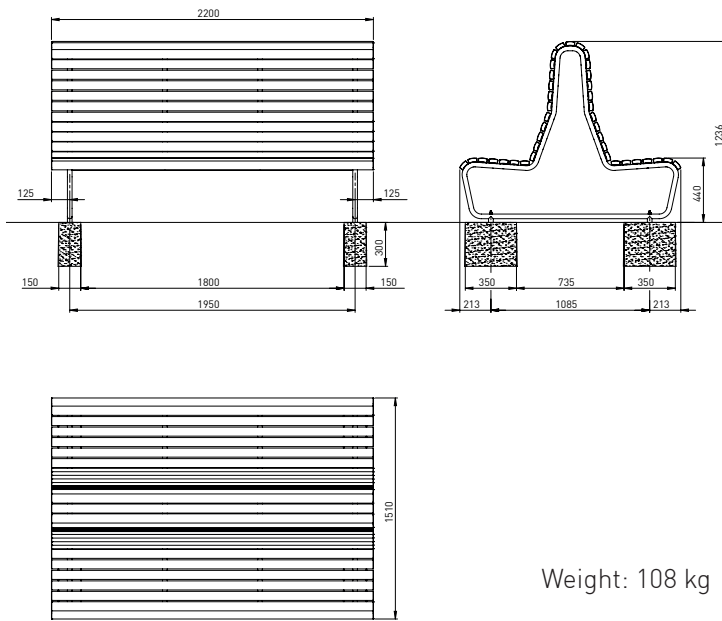


Weight: 84 kg

Item number	Seating surface material
-------------	--------------------------

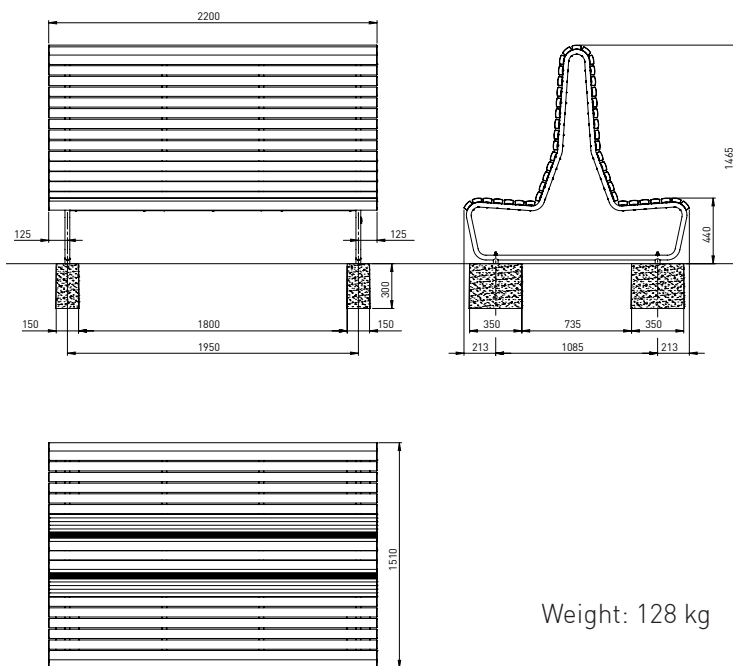
AMBAN1000.2673	Natural larch
AMBAN1000.2679	NATWOOD®
AMBAN1000.2671	Natural Robinia
AMBAN1000.2678	Fir painted (RAL/NCS)
AMBAN1000.2677	Fir green-grey painted
AMBAN1000.2675	Fir red painted
AMBAN1000.2692	ARBODUR®

3 Landi Double Bench with medium-height backrest



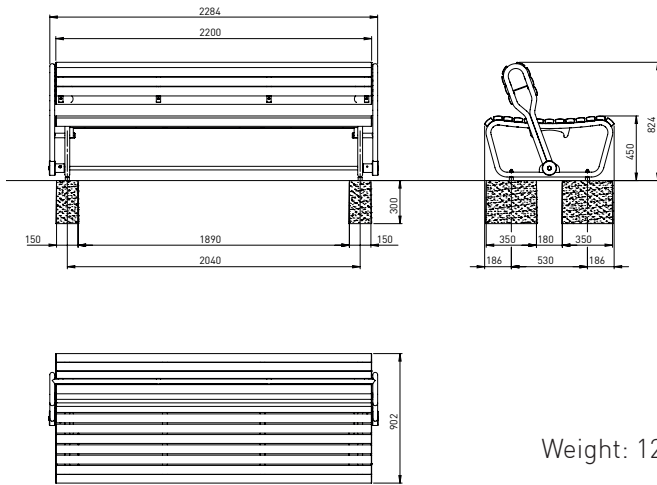
Item number	Seating surface material
AMBAN1000.2683	Natural larch
AMBAN1000.2689	NATWOOD®
AMBAN1000.2681	Natural Robinia
AMBAN1000.2688	Fir painted (RAL/NCS)
AMBAN1000.2687	Fir green-grey painted
AMBAN1000.2685	Fir red painted
AMBAN1000.2693	ARBODUR®

4 Landi Double Bench with high backrest



Item number	Seating surface material
AMBAN1000.2613	Natural larch
AMBAN1000.2619	NATWOOD®
AMBAN1000.2611	Natural Robinia
AMBAN1000.2618	Fir painted (RAL/NCS)
AMBAN1000.2617	Fir green-grey painted
AMBAN1000.2615	Fir red painted
AMBAN1000.2690	ARBODUR®

5 Landi Bench with pivoted backrest



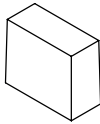
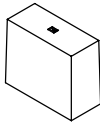
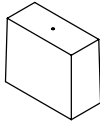
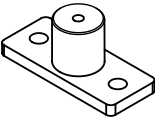
Weight: 120 kg

Item number	Seating surface material
-------------	--------------------------

AMBAN9012.6901	Natural larch
AMBAN9012.6903	NATWOOD®
AMBAN9012.6902	Fir painted (RAL/NCS)
AMBAN9012.6904	ARBODUR®

Landi Double Bench without backrest = 1
 Landi Double Bench with low backrest = 2
 Landi Double Bench with medium-height backrest = 3

Landi Double Bench with high backrest = 4
 Landi bench with pivoted backrest = 5

Concrete foundations				
Graphic	Item number	Description	Number	Bench seat
	AMBAN91003500	for ground installation Dimensions: 350 x 300 x 150 mm Weight: 42 kg	4 pieces	1, 2, 3, 4, 5
	AMBAN91003501	for ground installation with anchor rail Dimensions: 350 x 300 x 150 mm Weight: 42 kg	4 pieces	1, 2, 3, 4, 5
	AMBAN91003510	for ground installation with CNS threaded sleeve M10 Dimensions: 350 x 300 x 150 mm Weight: 42 kg	4 pieces	1, 2, 3, 4, 5
Adapters				
Graphic	Item number	Description	Number	Bench seat
	AMBAN10001007	for dowelling onto foundations	4 pieces	1, 2, 3, 4